


The **Belmont**® Hyperthermia Pump
Safely deliver hyperthermic therapy



Highly Efficient, Portable and Easy-to-Use The Belmont[®] Hyperthermia Pump

a safe and simple system for
rapid circulation of warmed fluid

Why the Belmont? Because:

- 10 years experience in delivering reliable infusion warming systems
- Reaches therapeutic temperatures fast so patients get optimal treatment
- Continuously monitors both the infusion process and the control system for unsafe conditions
- Less than 29 lbs (13 kg)
- Budget friendly



Features / Benefits

- Heats fluids instantly— *achieves specified temperature in a single pass*
- Automatic temperature regulation— *assures optimal therapeutic temperature*
- Touch screens— *direct user through set-up and use*
- Diversion valve controls recirculation— *automatically purges air*
- Optional 2 reservoir (total 6 liters) configuration— *accommodates various procedures*
- Line pressure monitor— *alerts user and stops pump, preventing leaks*

The Control System:

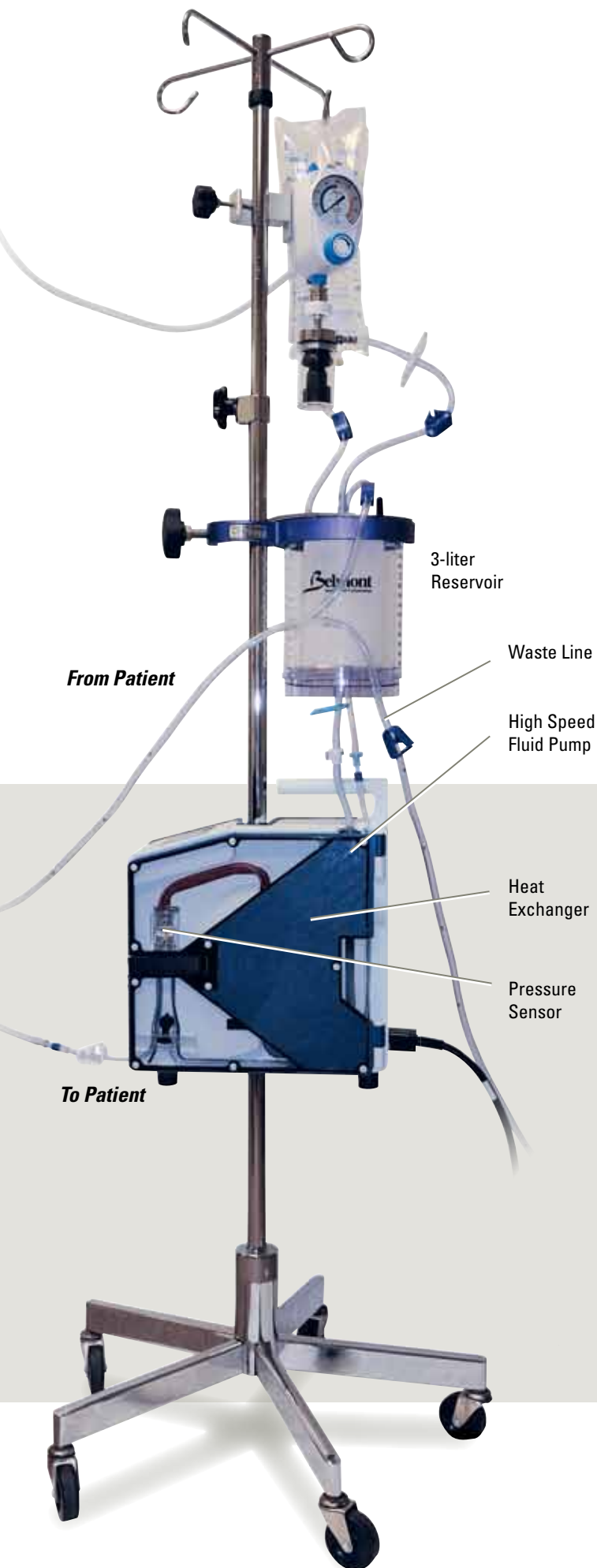
A high speed Fluid Pump

High efficiency electromagnetic induction warmer delivers 1400 watts of power directly to the fluid

A Monitoring/Alarm System

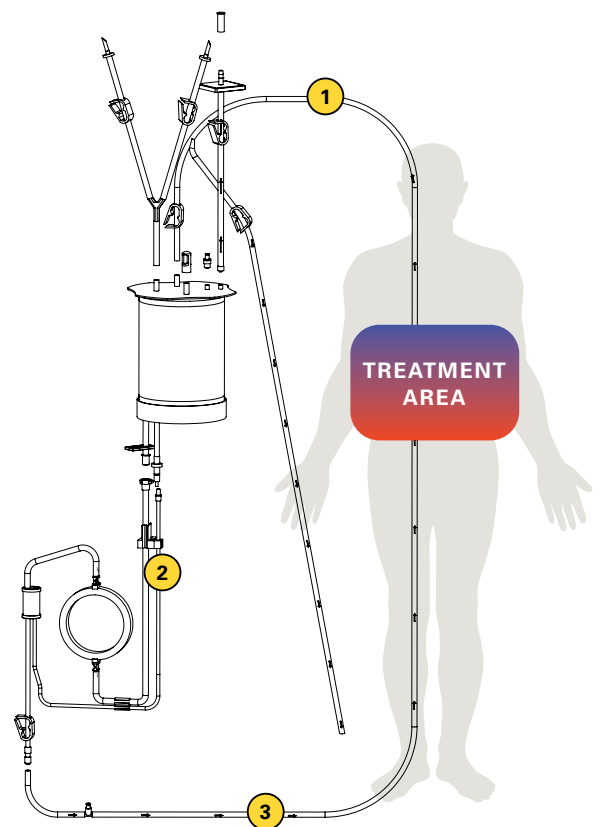
for sensing and analyzing:

- Flow Rate
- Fluid Temperatures; at both the heat exchanger inflow and outflow
- Patient Temperatures; in the sterile field at user selected probe positions
- Line Pressure
- Air Bubbles in the patient line



The **Disposable Set** has a sterile non-pyrogenic fluid path which connects directly to fluid bags and contains components necessary to pump and warm the sterile solution. And, it interfaces directly with temperature, air and pressure sensors in the Control System.

- 1 When pumping, fluid flows from patient outlet catheter through the inlet tubing to the 3-liter filtered reservoir. The reservoir contains a medication port and the option to use on-demand venting and vacuum assist.



- 2 Fluid exits the roller pump and flows past the inlet temperature probe in the heat exchanger which warms fluid to the user-selected target temperature.
- 3 Fluid exits the top of the heat exchanger and passes a second temperature probe, a pressure sensor, an air detector and then passes to the patient and returns to the 3-liter reservoir.

\oplus RATE = 1000 $\frac{\text{ml}}{\text{min}}$		T_{pump} = 43.1 °C	
VOL = 16.2 L		T1 42.2	T2 42.8
P = 125 mmHg		T3 41.8	T4 42.7
RATE ▲	1000 $\frac{\text{ml}}{\text{min}}$	TARGET ▲ 43.0°C	STOP
RATE ▼	RATE	TARGET ▼ 43.0°C	

Perfusion Screen

Easy To Use

Graphical displays and simplified touch screens guide users through set-up and operation.



Alert Screen



Prime Screen

Safety Simplified

The Belmont® Hyperthermia Pump automatically and continuously monitors both the infusion process and the device operation. If an unsafe condition occurs, alarms identify the problem and the touch screen shows how to solve it. At each alarm condition, the pump stops, the heater turns off, and the diversion valve closes. Instantly fluid to the patient is rerouted back to the reservoir.

Technical Specifications

Dimensions:	13.5" x 12" x 7.5" (34.29cm x 30.48cm x 19.05cm)
Weight:	28.5 lbs (13.0 kg)
Portability:	IV pole mountable, free standing or handle on top of unit
Power:	115–120 VAC or 220–240 VAC input
Battery Type:	Rechargeable lead acid
Fluid Pump:	Roller type peristaltic pump; 100–1,000 ml/min in 10 ml/min steps
Heater:	Maximum applied power, 1400 watts; dry heat – no water bath
Control Panel Display:	5" x 2.5" (12.7cm X 6.35cm) Electroluminescent type with water proof touch pad



Creating a New Standard of Care

Belmont Instrument Corporation

sales@belmontinstrument.com | www.belmontinstrument.com
tel: 866-663-0212 | fax: 978-663-0214
780 Boston Road, Billerica, MA 01821



Made in USA. The Belmont® Hyperthermia Pump has been evaluated with respect to electrical safety, fire and mechanical hazards, in accordance with UL2601-1, CAN/CSA C22.2 No. 601.1- M90, and EN 60601-1: 1990 + A1: 1993 + A11: 1993 + A12: 1993 + A2: 1995 + A13: 1996; Electromagnetic Compatibility [EN606-1-2 (2001) and IEC60601-1-2- (2001)] and Programmable Electronic Compatibility system [IEC606-1-1-4]